



### Indonesian Journal of Science and Technology

Q1

Chemical Engineering (miscellaneous)  
best quartile

SJR 2024

0.85



powered by scimagojr.com

IJoST Indonesian Journals of Science & Technology

## INDONESIAN JOURNAL OF SCIENCE AND TECHNOLOGY

UNIVERSITAS PENDIDIKAN INDONESIA

P-ISSN : 25278045 <> E-ISSN : 25278045 Subject Area : Science, Social

**45.9167**  
Impact

**9200**  
Google Citations

**Sinta 1**  
Current Accreditation

[Google Scholar](#) [Garuda](#) [Website](#) [Editor URL](#)

History Accreditation

2018

2019

2020

2021

2025



# Indonesian Journal Science & Technology

[HOME](#) [ABOUT](#) [LOGIN](#) [REGISTER](#) [SEARCH](#) [CURRENT](#) [ARCHIVES](#) [ANNOUNCEMENTS](#) [EDITORS](#) [ETHICS](#) [FEES](#) [REVIEW PROCESS](#) [REV](#)

## USER

Username

Password

☐ Remember me

## NAVIGATION MENU

[Focus and Scope](#)

## AUTHOR GUIDELINES

-  [AUTHOR GUIDELINES](#)
-  [AUTHOR\(S\) PUBLICATION ETHICS](#)
-  [ARTICLE TEMPLATE](#)
-  [HOW TO SUBMIT AN ARTICLE](#)
-  [HOW TO REGISTER NEW ACCOUNT](#)
-  [How to Template Articles](#)

## JOURNAL CONTENT

Search

Search Scope

## Browse

- [By Issue](#)
- [By Author](#)
- [By Title](#)
- [Other Journals](#)

## MAP

Home > About the Journal > **Editorial Team**

## EDITORIAL TEAM

**Editor-in-Chief**

Asep Bayu Dani Nandiyanto, SCOPUS ID: 17435010200, Departemen Kimia, Universitas Pendidikan Indonesia, Bandung, Indonesia

**Advisory Board**

Didi Sukyadi, SCOPUS ID: 56493122200, Faculty of Language and Literature Education, Universitas Pendidikan Indonesia, Bandung, Indonesia

**Member of Editors & Reviewers (ASIA)**

Teguh Kurniawan, SCOPUS ID: 57199656132, Universitas Sultan Ageng Tirtayasa, Serang, Indonesia

Budi Mulyanti, SCOPUS ID: 24491987500, Department of Electrical Engineering Education, Universitas Pendidikan Indonesia, Bandung, Indonesia

Farid Fadhillah, SCOPUS ID: 53877086800, Department Chemical Engineering, Al-Imam Muhammad Ibn Saud Islamic University, Riyadh, Saudi Arabia

Farid Triawan, SCOPUS ID: 50662259100, Department of Transdisciplinary Science and Engineering, Tokyo Institute of Technology, Tokyo, Japan

Ida Hamidah, SCOPUS ID: 24075780100, Department of Mechanical Engineering Education, Universitas Pendidikan Indonesia, Bandung, Indonesia

Kikuo Okuyama, SCOPUS ID: 7201496952, Department of Chemical Engineering, Hiroshima University, Higashihiroshima, Japan

Lala Septem Riza, SCOPUS ID: 55243551900, Departemen Ilmu Komputer, Universitas Pendidikan Indonesia, Bandung, Indonesia

M.Roili Bilad, SCOPUS ID: 36999741400, Faculty of Integrated Technologies, Universiti Brunei Darussalam, Gadong BE1410, Brunei Darussalam

Mustafa Mamat, SCOPUS ID: 35761412000, Faculty of Informatics and Computing, Universiti Sultan Zainal Abidin, Kuala Nerus, Malaysia

Nik Abdul Hadi, SCOPUS ID: 56317010800, Department of Chemical Engineering, Universiti Teknologi Petronas, Tronoh, Malaysia

Oki Muraza, SCOPUS ID: 22433275900, Department Chemical Engineering, King Fahd University of Petroleum and Minerals, Dhahran, Saudi Arabia

Riezqa Andika, SCOPUS ID: 56197952200, School of Chemical Engineering, Yeungnam University, Gyeongsan, South Korea

Rizky Rosjanuardi, SCOPUS ID: 16317508800, Department of Mathematics Education, Universitas Pendidikan Indonesia, Bandung, Indonesia

Shuhaimi Mahadzir, SCOPUS ID: 36608589100, Chemical Engineering Department, Universiti Teknologi Petronas, Kuala Lumpur, Malaysia

Tedi Kurniawan, SCOPUS ID: 35746413600, Engineering Technology Department, Community College of Qatar, Doha, Qatar

Topik Hidayat, SCOPUS ID: 47861729500, Departemen Pendidikan Biologi, Universitas Pendidikan Indonesia, Bandung, Indonesia

Yus Donald Chaniago, SCOPUS ID: 56224473300, Ulsan National Institute of Science and Technology, Yeungnam University, Ulsan, South Korea

Zulfan Adi Putra, SCOPUS ID: 24759386100, Department of Chemical Engineering, Universiti Teknologi Petronas, Tronoh, Malaysia

**Member of Editors & Reviewers (AFRICA)**

Ali Boukhari, SCOPUS ID : 56241186700, Mechanical Engineering Department, El-Qued University, El Oued 39000, Algeria

Mohamed El Hadi Attia, SCOPUS ID : 57008770900, Physics Department, El-Qued University, Algiers, Algeria

Rachid Touzani, SCOPUS ID: 57204445238, Department of Chemistry, University of Mohammed Premier, Oujda, Morocco

Zied Driss, SCOPUS ID : 9336856600, Department of Mechanical Engineering, Ecole Nationale d'Ingenieurs de Sfax University, Sfax, Tunisia

**Member of Editors & Reviewers (EUROPE)**

Hans Dieter Barke, SCOPUS ID : 8061598100, Department of Chemistry and Pharmacy, Universitat Munster, Munster, Germany

Jon Cranidge Lovett, SCOPUS ID : 7005568592, School of Geography, University of Leeds, Leeds, United Kingdom

**Member of Editors & Reviewers (AMERICA)**

Hutomo Suryo Wasisto, SCOPUS ID : 36976258100, School of Electrical and Computer Engineering, Georgia Institute of Technology, Atlanta, United States


Wei Ning Wang, SCOPUS ID : 7501757815, Department of Mechanical and Nuclear Engineering, Virginia Commonwealth University, Richmond, United States

**Web & Layout Editors**

Dwi Fitria Al Huseaeni, SCOPUS ID : 57354821700, Departemen Pendidikan Ilmu Komputer, Universitas Pendidikan Indonesia, Bandung, Indonesia

dwinoviaalhusaeni Dwi Novia Al Huseaeni, SCOPUS ID: 57998844000, Departemen Pendidikan Ilmu Komputer, Universitas Pendidikan Indonesia, Bandung, Indonesia

## OUR JOURNAL



## KEYWORDS

Adsorption A  
Artificial intell  
Bibliometric  
Biochar Biodies  
Catalyst Educa  
Engineering In  
Machine learning  
Optimization  
Rice husk Rotatin  
contactors Sustai  
goals Technology

## INDEXES











## Synthesis CuInSe<sub>2</sub> (CISe) Thin Films Prepared from Metal-Ethanolamine Complex Compound

Ersan Y. Muslih<sup>1,2,\*</sup>, Agus Ismail<sup>2,3</sup>, Kyoo Ho Kim<sup>4</sup>

<sup>1</sup>Metalurgy Physics Laboratory, Mechanical Engineering Department, Faculty of Industrial Technology, Trisakti University, Jalan Kyai Tapa No. 1, Grogol, Jakarta 11440, Indonesia

<sup>2</sup>Nano Center Indonesia, Jalan Raya Bogor KM 47, Cibinong, Bogor 16912, Indonesia

<sup>3</sup>Industrial Engineering Department, Engineering Faculty, Mercu Buana University, Jalan Raya Meruya Selatan, Jakarta 11650, Indonesia

<sup>4</sup>School of Material Science and Engineering, Yeungnam University, 214-1 Daedong, Gyeongsan, Gyeongbuk 712-749, Republic of Korea

\*Correspondence: [ersan@nano.or.id](mailto:ersan@nano.or.id)

### ABSTRACT

CuInSe<sub>2</sub> (CISe) thin film was successfully fabricated from copper and indium salts with ethanolamine as precursors. All of these precursors were dissolved and formed complex compounds with ethanolamine simultaneously which deposited on soda lime glass by spin coating at 200 rpm, followed by heat treatment in the ambient atmosphere at 200°C for 120 minutes and finally selenization at 550°C using selenium pellets under Ar (95%) + H<sub>2</sub> (5%) for 120 minutes to fabricate CISe thin film. Reaction mechanism, structure, morphology and chemical composition also reported in this work.

© 2017 Tim Pengembang Journal UPI

### ARTICLE INFO

#### Article History:

Submitted/Received 03 May 2017

First Revised 31 May 2017

Accepted 16 Jun 2017

First Available online 01 Aug 2017

Publication Date 01 Sep 2017

#### Keyword:

Synthesis CuInSe<sub>2</sub>,  
Ethanolamine as precursors,  
Complex compounds,  
Selenium pellets.

## 1. INTRODUCTION

CuInSe<sub>2</sub> (CISE) is an ideal material for thin film solar cell application due to has optimum band gap (1.01 eV) and high absorption coefficient (105 cm<sup>-1</sup>) (Shay *et al.*, 1973; J. Araujo *et al.*, 2007). CISE thin films could be prepared by vacuum and non-vacuum methods. However, non-vacuum process such as chemical process is preferable due to low cost but still get high efficiency (Yin Liu *et al.*, 2012). Although chemical process is preferable, this method using harmful solvents such as hydrazine and pyridine (C.J. Hibberd *et al.*, 2010). Besides that, chemical process could leaves carbon in the thin film as residue (Shanza *et al.*, 2016). In this work, CISE thin film has been fabricated by chemical process using ethanolamine as a solvent, deposited by spin coating and followed by selenization.

There the purpose of this study wa to synthesized CuInSe<sub>2</sub> this film. The material was prepare from copper and indium salts with ethanolamine as precursors

## 2. EXPERIMENTAL DETAIL

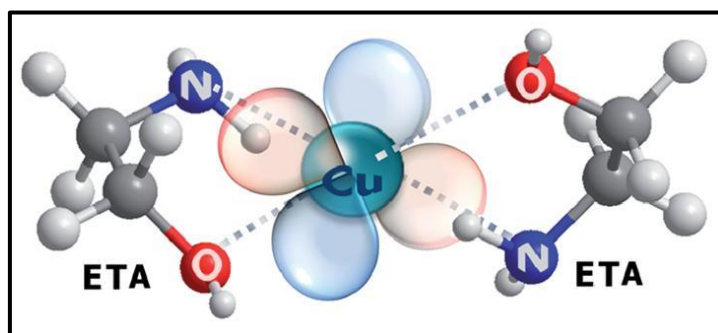
### 2.1. Materials and Methods

In this work, the precursor solution was made from 0.1 M of copper (from copper(II) acetate) and 0.1 M of indium (from indium(III) chloride) All components were dissolved in 30% ethanolamine (ETA) in ethanol. The solution and exhibited a blue

color when using 1:1 Cu/In ratio. Moreover, 0.05 mL of precursor solution was deposited at 2000 rpm for 10 seconds on soda lime glass (SLG), which cleaned with acetone, ethanol, deionized water using ultrasonic for 15 minutes respectively and dried by nitrogen gas in order to eliminate contaminants further. Subsequently, deposited precursor was dried in tubular furnace at 200°C for 120 minutes until black shinny color was appeared. Repeating the deposition and the heat treatment appropriately can get desirable film thickness. Finally, the CISE thin film obtained by selenization in tubular furnace at 550°C using selenium pellets as selenium source under Ar (95%) + H<sup>2</sup> (5%) atmosphere for 120 minutes. After selenization, the sample was cooled to room temperature under natural cooling condition.

### 2.2. Characterization of CISE thin film

The morphology was observed by scanning electron microscopy (SEM, Hitachi S4800, Japan). The chemical composition of the films was analyzed by energy dispersive x-ray spectrometry (EDS, Horiba, Japan). The crystal structures were determined by x-ray diffraction (XRD, PANalytical MPD, Netherlands). The absorption spectra were recorded using a UV-Vis-NIR spectrophotometer (Varian Carry 5000, U.S.A). The electrical properties were examined by Hall-Effect measurements using a Van der Paw method (HMS-3000, Ecopia U.S.A.).



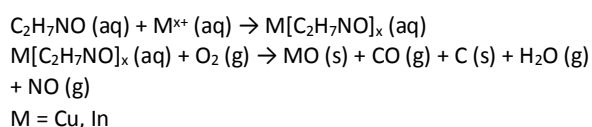
**Figure 1.** . Illustration of Cu-ETA complex compound (Cho *et al.*, 2014)



### 3. RESULTS AND DISCUSSION

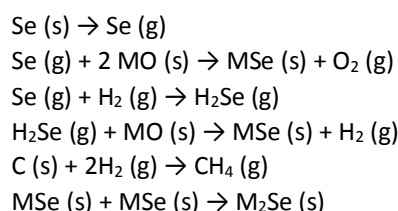
In this work, ethanolamine (ETA) and metal ions such as copper and indium could form a complex compound due to ethanolamine has free electron pair which donated to metal ions and form a coordination or complex bonding where the ETA acts as ligands and the metal ions act as a center atom. Since the unique structure of ETA, thus ETA could act as a chelating agent which illustrated as **Figure 1**.

Moreover, at drying process, Cu-ETA and In-ETA complex compounds were decomposed under air atmosphere into metal oxide. Detailed reaction are

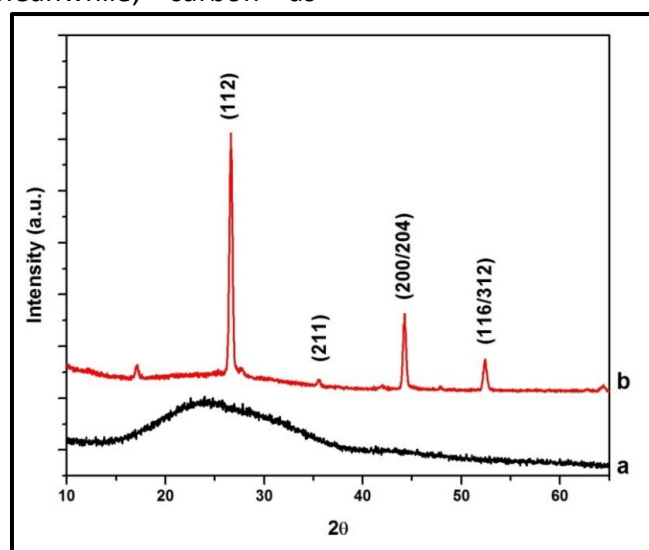


After annealing at 550 °C under Ar (95%) + H<sub>2</sub> (5%) atmosphere for 120 minutes, selenium was changed into vapor phase and then, some of Se vapor was react with metal oxide and H<sub>2</sub> simultaneously. Se vapor reacts with metal oxide and H<sub>2</sub> form metal selenide and H<sub>2</sub>Se respectively. Further, H<sub>2</sub>Se could react with metal oxide and form metal selenide either. Meanwhile, carbon as


residue reacted with H<sub>2</sub> became methane gas and removed from thin film. Finally, metal selenide such as CuSe and InSe were coalesced into CuInSe<sub>2</sub> as a final product. In other hand, this reaction mechanism shows that H<sub>2</sub> acts as catalyst and as carbon remover simultaneously. Detailed reactions are



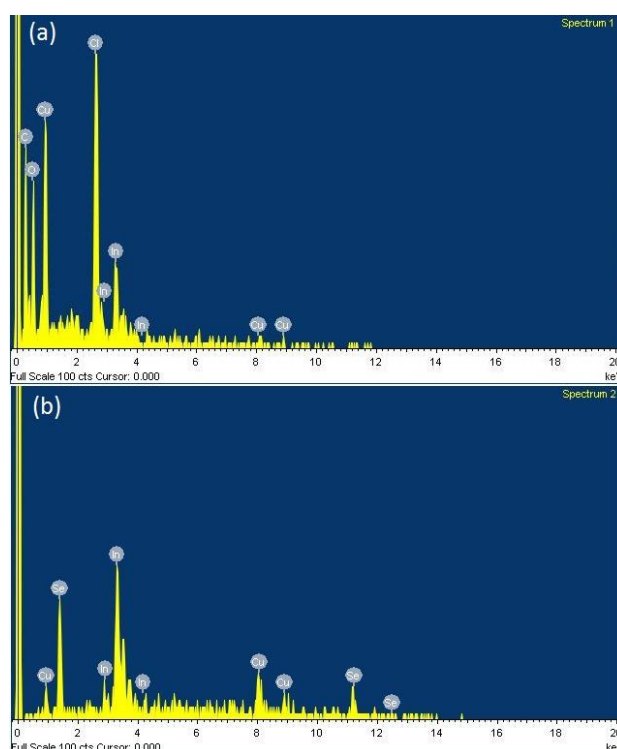
Before annealing, x-ray defraction pattern (XRD) shows a broadened peak from 13.75° to 38.48°, which confirmed amorphous phase belong to carbon as dominant compound, while metal oxides due to in amorphous phase could not detected by XRD (see **Figure 2**). After annealed at 550 °C under Ar (95%) + H<sub>2</sub> (5%) atmosphere for 120 minutes, CuInSe<sub>2</sub> has been formed with four peaks at 26.76 °, 35.55 °, 44.25°, and 52.49° which indexed as (112), (211), (200/204), and (116/312) respectively which matched with CuInSe<sub>2</sub> standard (ICDD: 04-005-3912) as tetragonal crystal system.



**Figure 2.** XRD pattern of CuInSe<sub>2</sub> thin film before (a) and after (b) annealing



**Figure 3.** SEM image of CISE before (a) and after (b) annealing



**Figure 4.** EDS spectrums of CISE before (a) and after (b) annealing

Moreover, scanning electron microscope (SEM) in **Figure 3** shows that the morphology of precursor has smooth and tiny particles spread around the surface. Meanwhile, after annealing, shows the morphology, became larger and compact without shown hexagonal shape from copper was seen. It seems the reaction was going completely.

Organic residue was represented by carbon which existed in the thin film and could be determined by energy dispersive

spectrometry (EDS) (see **Figure 4**). The spectrum shows the proof of carbon existence in the thin film before annealing. In addition to carbon, also could be seen the spectrums of chloride from metal salts, while oxygen could represent of either organic residue or metal oxide. However, after annealing, the EDS spectrums of carbon, chloride and oxygen spectrums were no longer seen in the thin film. It seems they have been removed successfully during annealing

**Tabel 1.** Chemical composition of CISE thin film before and after

	% Atomic				Ratio	
	Cu	In	Se	C	Cu/In	(Cu+In)/Se
<b>Before Annealing</b>	19.61	16.34	0.00	64.05	1.20	-
<b>After Annealing</b>	15.68	11.60	24.58	0.00	1.35	1.11

EDS also could be used for determining the chemical composition of CISE thin film before and after annealing (see **Table 1**). Before and after annealing Cu/In ratio were 1.20 and 1.35 respectively. The slight enhancement of ratio probably due to diminished of indium in the thin film during annealing considering the melting point of indium (156 °C), which is below the annealing temperature. In other hand, copper is a stable material, thus during annealing it was not much diminished.

#### 4. CONCLUSION

CuInSe<sub>2</sub> (CISE) thin film has been synthesized successfully from metal salts and ethanolamine complex compounds by spin coating and followed by annealing method. Synthesis reaction mechanism of CISE also proposed in this work in order to explain whole process of synthesis from metal salts, complex compounds to CISE thin film. The structure of CISE thin film shows a tetragonal

and matched with CISE standard. Moreover, CISE thin film has a suitable chemical composition with no more carbon or organic residue in the thin film.

#### 5. ACKNOWLEDGEMENT

This study was supported by the Basic Science Research Program (2013R1A1A2013408) and Center for Inorganic Photovoltaic Materials (No.2012-0001170) through the National Research Foundation of Korea (NRF) funded by the Ministry of Science, ICT and Future Planning. And also many thanks to Professor Kim Kyoo Ho for the encouragement, advices, and discussions.

#### 6. AUTHORS' NOTE

The author(s) declare(s) that there is no conflict of interest regarding the publication of this article. Authors confirmed that the data and the paper are free of plagiarism

#### 7. REFERENCES

- Araujo, J., Ortiz, R., López-Rivera, A., Ortega, J. M., Montilla, M., & Alarcón, D. (2007). Electrochemical growth of CuInSe<sub>2</sub> thin film on different substrates from alkaline medium. Characterization of the films. *Journal of Solid State Electrochemistry*, 11(3), 407-412.
- Cho, A., Song, H., Gwak, J., Eo, Y. J., Yun, J. H., Yoon, K., & Ahn, S. (2014). A chelating effect in hybrid inks for non-vacuum-processed CuInSe<sub>2</sub> thin films. *Journal of Materials Chemistry A*, 2(14), 5087-5094.
- Hibberd, C. J., Chassaing, E., Liu, W., Mitzi, D. B., Lincot, D., & Tiwari, A. N. (2010). Non-vacuum methods for formation of Cu (In, Ga)(Se, S) 2 thin film photovoltaic absorbers. *Progress in Photovoltaics: Research and Applications*, 18(6), 434-452.

- Liu, Y., Kong, D., Li, J., Zhao, C., Chen, C., & Brugger, J. (2012). Preparation of Cu (In, Ga) Se<sub>2</sub> Thin Film by Solvothermal and Spin-coating Process. *Energy Procedia*, 16, 217-222.
- Rehan, S., Kim, K. Y., Han, J., Eo, Y. J., Gwak, J., Ahn, S. K., ... & Ahn, S. (2016). Carbon-Impurity Affected Depth Elemental Distribution in Solution-Processed Inorganic Thin Films for Solar Cell Application. *ACS applied materials & interfaces*, 8(8), 5261-5272.
- Shay, J. L., Tell, B., Kasper, H. M., & Schiavone, L. M. (1973). Electronic Structure of AgIn Se 2 and CuIn Se 2. *Physical Review B*, 7(10), 4485.